

## 30GHz RF over Fiber Mini-Q High SFDR



### Key Features:

- Frequency Range: 1-30GHz
- Low spurious level
- High SFDR 112 dB/Hz
- Excellent Phase Noise
- Excellent phase linearity

### Configurations:

- Standard (stand-alone)
- 1U Generic enclosure (4 units)
- 1U Removable panel enclosure (2/4 units)
- Outdoor (2/4 units)

### Applications:

- Distributed Antenna
- Satcom
- Radio telescopes
- Telecommunication:
  - Antenna Remoting
  - Long RF links via fiber
- EW

### Options:

- Customized RF Gain, P1dB, Noise Figure by adding internal Pre & Post amplifier(s)
- Extended low frequency bandwidth

**RFOptic's** analog RFoF compact modules enable long distance transport of wideband RF signals. The Tx unit, uses an optical transmitter, converts wideband RF signals to an Optical signal and the Rx unit converts the Optical signal back to RF signal. The two units are connected by the customer's fiber.

In general, a wide range of spurious-free dynamic range (SFDR) is desirable when multiple signals of very different power levels are expected. High SFDR transmission RFoF simplifies signal conditioning requirements intended to avoid signal saturation and subsequent consequences such as power level adjustment. During e.g., antenna testing, radar or communications system testing, high SFDR is essential due to the typical large amplitude ratios between main and side lobes or close and distant targets. The same applies to DF/ELINT systems which have to handle strong jammers concurrent with weak signals of interest.

RFOptic's 12, 18, 20, 30 and 40 GHz RFoF solutions provide high SFDR of minimum 111 dB/Hz. Due to their improved NF, an additional pre-amplifier may not be needed. These high performance products are used in applications such as civil communication, antenna remoting, telemetry, defense systems, satellite communications and more.

## RFoF-30GHz-Q0-Mini High SFDR Specifications

RF Parameter RF TX-Rx Link	Unit	Specification (typical)
Frequency Range <sup>[1]</sup>	GHz	1-30
RF Gain <sup>[2,3]</sup>	dB	-27
Gain Flatness for the entire frequency range <sup>[5]</sup>	dB	±3.5
1dB Input compression point <sup>[3]</sup>	dBm	17
Noise Figure <sup>[2,3]</sup>	dB	33
SFDR (calculated) <sup>[3,4]</sup>	dB/Hz <sup>2/3</sup>	112
Maximum RF input level	dB	20
VSWR Input	-	2:1
VSWR Output	-	2:1
Spurious <sup>[5]</sup>	dBc	≤-80
Phase Noise at 10KHz offset	dBc/Hz	≤-120
Input / Output impedance	Ohm	50
<b>Optical and Electrical and Environmental (Tx, Rx)</b>		
Laser diode optical wavelength	µm	1.55
Receiver photodiode optical wavelength	µm	1.5-1.58
Operating temperature range	°C	0 to +70
Storage temperature	°C	-40 to +85
LED status indicators (Tx/Rx)	-	Blue/Green/Red
Input voltage <sup>[6]</sup>	VDC	5
Power consumption Tx module <sup>[5,7]</sup>	Watt	2.5
Power consumption Rx module <sup>[5,7]</sup>	Watt	0.5
<b>Mechanical (Tx/Rx)</b>		
Dimensions Tx/Rx unit	mm	75*154*33
Weight Tx/Rx unit	grams	450
RF Input / Output connectors	mm	2.92
Optical Connector	-	FC/APC
Power connector and Data/monitor connector <sup>[8]</sup>	-	DB15

[1] Extended low frequency 0.1-30 GHz is optional.

[2] Excluding customer fiber loss.

[3] Measured at 20GHz. Gain, IP1dB, typical NF values for RFoF HSFDR with Pre/Post Amps are indicated in the table on page 3.

[4] Excluding in-band harmonics. SFDR (calculated)  $\approx 2/3x[(IP1dB+10)+174-NF]$  dB/Hz<sup>2/3</sup>.

[5] Measured for link without amplifiers. Spur levels increase with post amplifier gain.

Each amplifier adds about ±1dB to the flatness and up to 3.5 Watts to power consumption of the module.

[6] See table on page 3 for RFoF enclosure options.

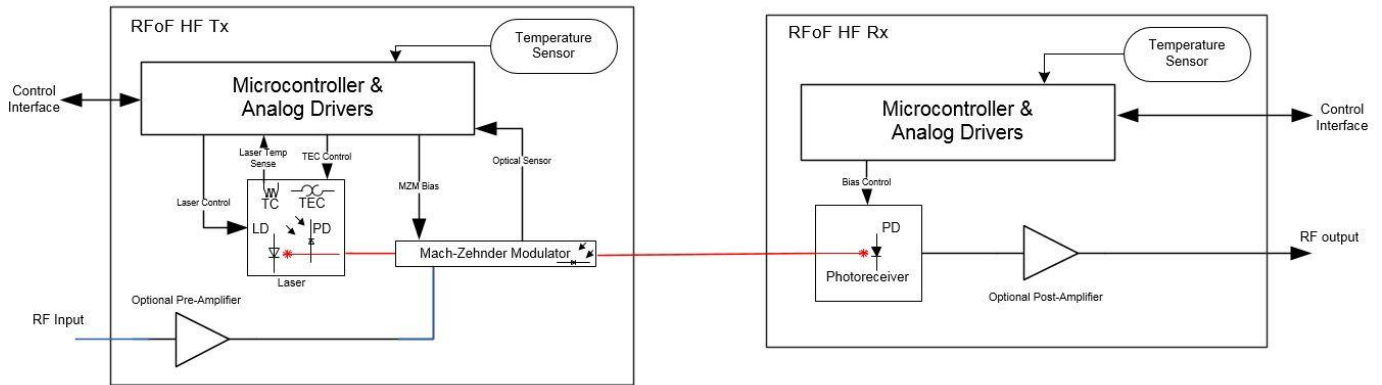
[7] Recommended Power Supplies: Meanwell P/N GSM25U05-P1J (USA); GSM25E05-P1J (Europe); GE40I05-P1J (all purpose).

[8] For USB monitor download software here: <https://rfoptic.com/software-download-rfof/> (ask your local representative for password).

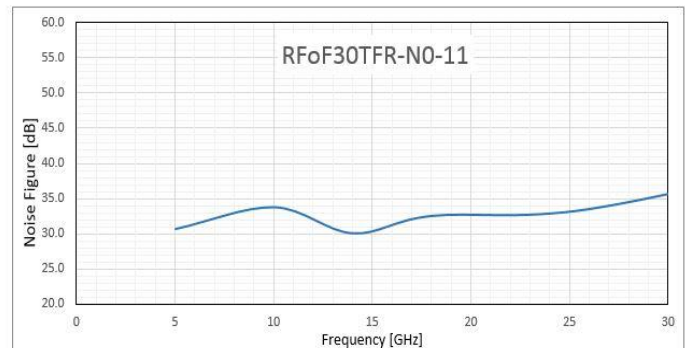
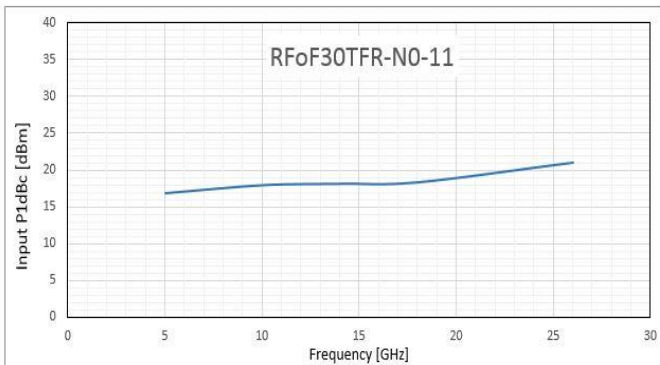
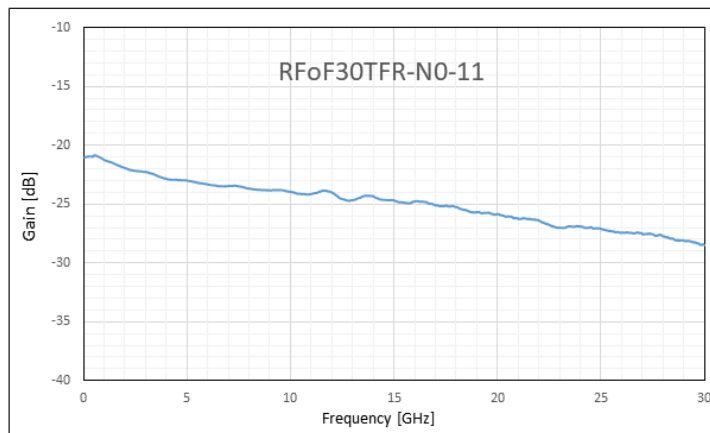
### RFoF 30GHz Module Options

Parameter	Unit	HSFDR 30GHz Transceiver	HSFDR 30GHz Transceiver with Pre-Amp	HSFDR 30GHz Transceiver with Post-Amp	HSFDR 30GHz Transceiver with Pre- and Post-Amp
P/N	-	RFoF-30GHz-Q0-Mini	RFoF-30GHz-Q1-Mini	RFoF-30GHz-Q0-Mini-P	RFoF-30GHz-Q2-Mini
Gain	dB	-27	-8	0	10
InP1dB	dB	17	-3	17	-3
Noise Figure	dB	33	15	33	15
SFDR	dBc/Hz	112	111	111	111

## RFoF 30GHz – Simplified Block Diagram



## RFoF 30GHz – Typical Test Results



## RFoF Enclosure Options

Parameter	19" 1U Enclosure for RFoF	Outdoor Enclosure for RFoF
<b>Dimensions (mm)</b>	19" 1U Generic: 445(W)* 476(L)*44(H) 19" 1U Removable: 442(W)* 402(L)*44(H)	Small Outdoor: 270(W)*230(L)*85(H) Large Outdoor: 330(W)*350(L)*85(H)
<b>RF Input / Output Connector</b>	2.92 female	N Type female
<b>Optical Connector</b>	FC/APC or SC/APC	MPO/APC 4/8 male <sup>[1]</sup>
<b>Data Connector</b>	USB2/RJ-45	RJ45 female <sup>[2]</sup>
<b>Power Connector</b>	HP Socket	DC female/ AC male <sup>[2,3]</sup>
<b>Power</b>	110/220 VAC	9-36DC / 110/220VAC <sup>[2,3]</sup>

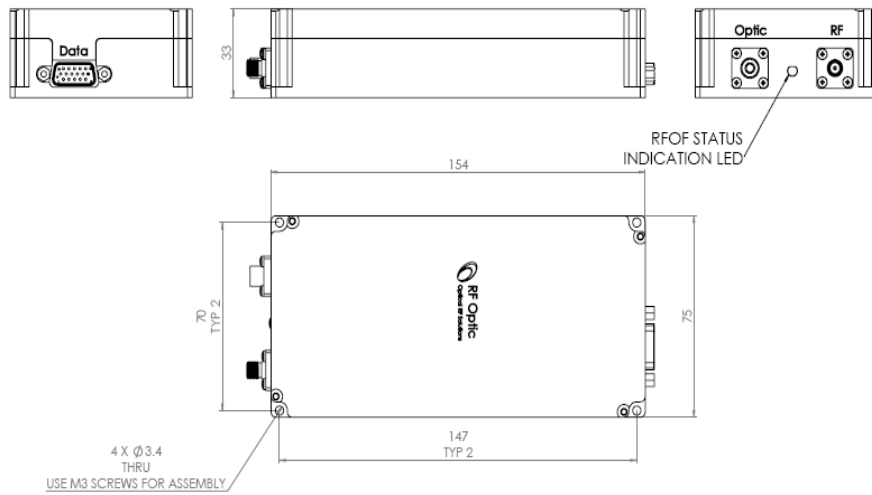
[1] MPO 4/8 optical cable (female) should be ordered by the customer according to the required length and conditions.

Example: GoFoton: P/N BPF3P1SM015FLR020 (4 fibers) / BPF3P1FM015FLR021 (8 fibers). XXX = 015m fiber length.

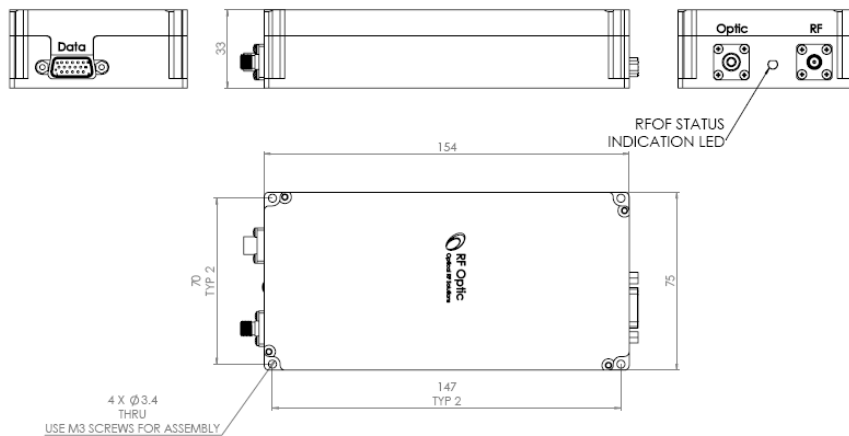
[2] IP67 Data, AC and DC opposite connectors are provided as accessories with the module (cables are not included). (3) DC and AC versions of the outdoor enclosures are available.

## Mechanical Outline Drawing - 30GHz RFoF Tx and Rx modules

### Tx module



### Rx module



### Ordering Information

P/N	Description	Tx	Rx
RFoF-30G-Q0-Mini	Transceiver 30GHz, HSFDR	RFoF30TFR-N0-11	RFoF30RFR-N0-11
RFoF-30G-Q1-Mini	Transceiver 30GHz, HSFDR with Pre-Amp	RFoF30TFR-A0-11	RFoF30RFR-N0-11
RFoF-30G-Q0-Mini-P	Transceiver 30GHz, HSFDR, with Post-Amp	RFoF30TFR-N0-11	RFoF30RFR-A1-11
RFoF-30G-Q2-Mini	Transceiver 30GHz, HSFDR, with Pre and Post-Amp	RFoF30TFR-A0-11	RFoF30RFR-A0-11
HSFDR-Cable-Data-DC <sup>[1]</sup>	2 X D15 to USB 150cm & D15 to DC 25cm special cable	For stand-alone HSFDR link	
Outdoor Data & AC set <sup>[2]</sup>	Data and 110/220 AC opposite connectors – accessories	For outdoor enclosure with AC supply	
Outdoor Data & DC set <sup>[2]</sup>	Data and 5VDC opposite connectors – accessories	For outdoor enclosure with DC supply	

[1] Accessory for HSFDR stand-alone link - supplied with the RFoF-30G-Q0-Mini.

[2] Accessories / connectors for Outdoor enclosure - supplied with the RFoF-30G-Q0-Mini.